

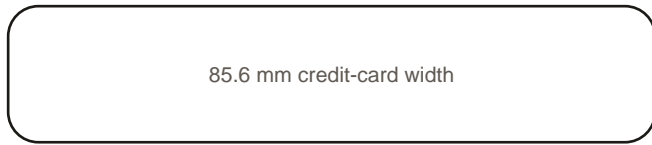
Ringsizely printable ring sizer

US Letter - print at 100%

Do not use fit-to-page. Check the calibration box before measuring.

1. Calibration check

This box must be exactly 85.6 mm wide - the long side of a standard credit or ID card.



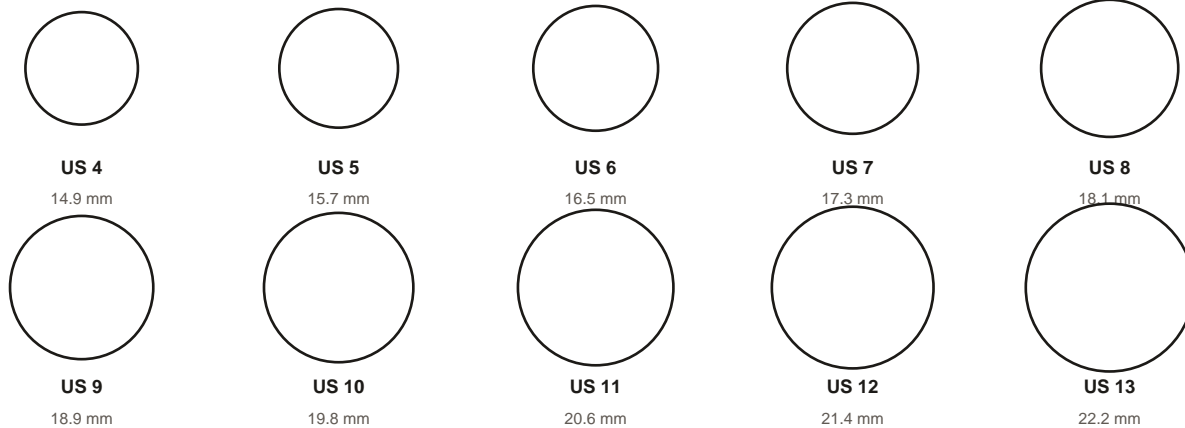
2. Finger strip method

Cut out the strip, wrap it snugly around the finger base, and read the US size at the overlap.



3. Match a ring you own

Place a ring over the circles until the inside edge matches one. Circles are true-scale inner diameters.



4. Conversion chart

Whole US sizes with UK, EU/ISO, Japan and millimetre measurements.

US	UK	EU	JP	Dia mm	Circ mm
3	F½	44	4	14.07	44.2
4	H½	47	7	14.88	46.8
5	J½	49	9	15.70	49.3
6	L½	52	12	16.51	51.9
7	N½	54	14	17.32	54.4
8	P½	57	16	18.14	57.0
9	R½	60	18	18.95	59.5
10	T½	62	20	19.76	62.1
11	V½	65	23	20.57	64.6
12	Y	67	25	21.39	67.2
13	Z½	70	27	22.20	69.7

For engagement or non-resizable rings, confirm with a jeweler.

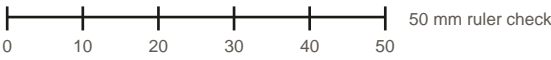
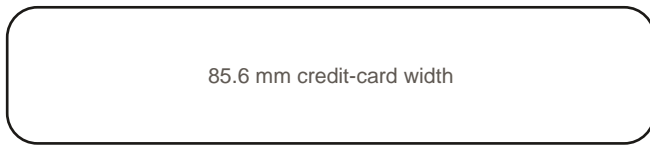
Ringsizely printable ring sizer

A4 - print at 100%

Do not use fit-to-page. Check the calibration box before measuring.

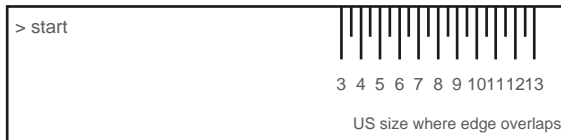
1. Calibration check

This box must be exactly 85.6 mm wide - the long side of a standard credit or ID card.



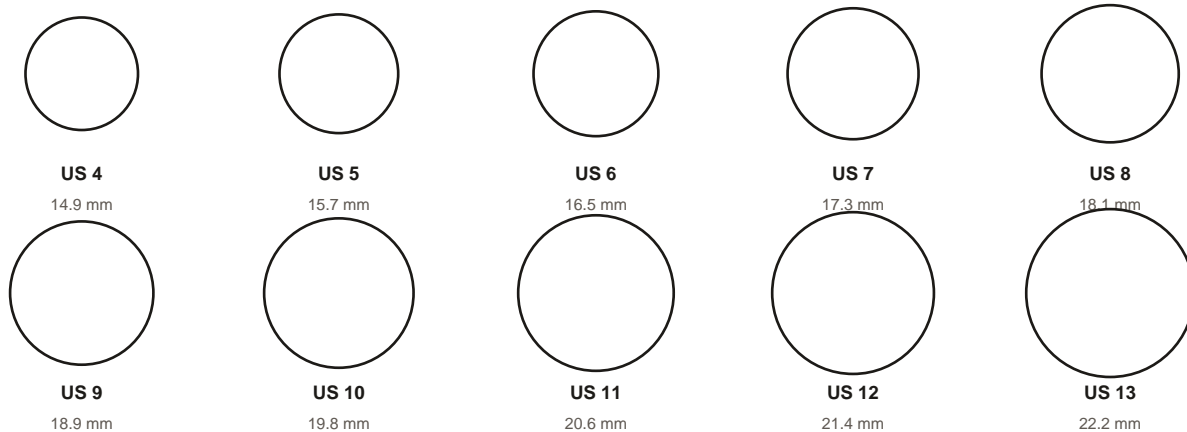
2. Finger strip method

Cut out the strip, wrap it snugly around the finger base, and read the US size at the overlap.



3. Match a ring you own

Place a ring over the circles until the inside edge matches one. Circles are true-scale inner diameters.



4. Conversion chart

Whole US sizes with UK, EU/ISO, Japan and millimetre measurements.

US	UK	EU	JP	Dia mm	Circ mm
3	F½	44	4	14.07	44.2
4	H½	47	7	14.88	46.8
5	J½	49	9	15.70	49.3
6	L½	52	12	16.51	51.9
7	N½	54	14	17.32	54.4
8	P½	57	16	18.14	57.0
9	R½	60	18	18.95	59.5
10	T½	62	20	19.76	62.1
11	V½	65	23	20.57	64.6
12	Y	67	25	21.39	67.2
13	Z½	70	27	22.20	69.7

For engagement or non-resizable rings, confirm with a jeweler.